

# Erasmus+ - project Learning workshop „Sustainable environmental protection”



## Vocational field-specific learning workshop for the vocational field “construction professions”

(Jakub Poteraj)

**Developed by the Polish partner**

**“36,6 Competence Centre”**

**Contact data:**

Jakub Poteraj

Tel.: +48 603 795 565

Email: [office@36and6.pl](mailto:office@36and6.pl)



## Contents

Introduction.....	3
1. Initial situation and need for action for the learning workshop for construction professions .....	3
2. General objectives of the learning workshop.....	4
3. Target group and the assignment of the learning workshop asqualification.....	4
3.1 Trainees / students / apprentices / teachers / trainers of construction vocational schools.....	4
3.2 Skilled workers / trade representatives .....	5
3.3 Interested people in general .....	5
4. Requirements for people involved in the learning workshop .....	6
4.1 Requirements for the participating target groups .....	6
4.2 Requirements for the specialists carrying out the learning workshop .....	6
5. Frame conditions .....	6
5.1 Description of the learning environment .....	6
5.2 Needed and recommended materials .....	7
5.3 Used and recommended teaching methods .....	7
5.3.1 Court Hearing Method.....	8
6. Structure of the learning workshop.....	9
6.1. Content overview – learning topics.....	9
6.1.1. General Principles of Ecological Building.....	9
6.1.2. Ecological Materials and Waste Management .....	10
6.1.3. Green Certificates .....	12
6.1.4. Examples of Innovation and Best Practice.....	14
6.2. Rough concept.....	16
6.3. Fine concept – daily planning and detailed working tasks.....	17
7. Organization and implementation of the learning workshop.....	18
Free Licence.....	19
Disclaimer.....	19

## Introduction

Welcome to the Vocational Field-Specific Learning Workshop tailored for individuals aspiring to excel in the dynamic realm of construction professions. In an era defined by innovation and rapid advancements, the construction industry stands as a cornerstone, shaping the landscapes of our cities and communities. This workshop emerges as a response to the evolving needs of the construction sector, providing a transformative learning experience for trainees, skilled workers, and anyone with a passion for construction.

### 1. Initial situation and need for action for the learning workshop for construction professions

The construction industry is at the forefront of societal development, but with progress comes the demand for continuous learning and adaptation. The initial situation analysis reveals a pressing need for a learning platform that addresses the specific challenges faced by professionals in construction professions. Whether it's keeping up with technological advancements, mastering sustainable construction practices, or fostering effective collaboration, this workshop aims to bridge the gap between current skill sets and the industry's evolving demands.

In order to grasp the ecology- and sustainability-oriented areas of the construction industry that actually require training, it was the methodological approach of the LWS project that presupposed the needs analysis in the form of interviews with the representatives of the field. In view of this as well as trying to provide the most representative group of interviewees, we conducted surveys with the following people from the construction field:

- a real estate developer
- a construction SME entrepreneur
- an architect
- a representative of Lodz Regional Chamber of Civil Engineers
- a vocational school teacher
- a vocational school student
- a bricklayer / plasterer
- a construction site manager

As far as sustainability of the construction industry is concerned, the following issues were reported:

- very little knowledge on the green building principles, especially among various jobs representatives operating in the sector;
- a considerable need for education and increase in awareness among future and current professionals in the field of sustainable and green approach in construction sector;
- the conflict of interests among short-term profit oriented companies and long-term visions and approaches



On the basis of the survey respondents' answers, we were able to formulate the general conclusions as well as identify the following educational needs, which would become the scope of the learning workshop:

- general principles of ecological building;
- ecological materials and waste management;
- green certificates application;
- best practice examples of innovation (e.g. Milan/ Bosco Verticale, Vienna/ HoHo Wien etc.)

## 2. General objectives of the learning workshop

Our overarching goal is to empower participants with the knowledge, skills, and mindset necessary to thrive in the construction professions. By the end of this workshop, attendees will not only be equipped with a comprehensive understanding of the industry's latest sustainability trends but will also possess practical tools to contribute meaningfully to construction projects of varying scales. From project management to safety protocols, this workshop is designed to be a holistic journey into the ecological intricacies of the construction industry.

The above facts as well as conclusions from the field study and industry needs analysis make it possible for us to formulate the general objective of the learning workshop as **raising awareness and providing knowledge and best practice examples within sustainable construction field**. This objective can be then further divided into sub-objectives and issues to be covered during the workshop training:

- introduction to general principles of ecological and sustainable building
- getting to know a selection of ecological materials and waste management
- presentation of main green construction certificates in Poland
- best practice examples in Poland and abroad

## 3. Target group and the assignment of the learning workshop as qualification

### 3.1 Trainees / students / apprentices / teachers / trainers of construction vocational schools

For trainees and apprentices, this workshop serves as a foundational stepping stone, offering insights into the multifaceted world of construction. Participants will gain a deeper understanding of the industry's core sustainability principles, laying the groundwork for a successful and fulfilling career.

In practice, due to the didactic level of complexity and its contents, the learning workshop should be used as a supplementary learning unit within the existing learning curricula, leading to no official qualification certificate that is recognised within the country's educational system (although any interested party may try to have it accredited with local or national educational bodies). Additionally, some elements of the learning workshop i.e. the Court Hearing learning method, due to its visual attractiveness and methodological potential, could be used during the school orientation days.

### **3.2 Skilled workers / trade representatives**

Skilled workers will find value in specialized modules tailored to enhance their expertise. This includes advanced techniques, emerging technologies, and leadership skills crucial for those taking on supervisory and management roles within construction projects.

In practice, the learning workshop should be used as a learning unit within a free course or a stand-alone learning course, leading to no official qualification certificate that is recognised within the country's educational system. Any interested party, however, may try to have it accredited with local or national educational bodies.

### **3.3 Interested people in general**

This workshop is not limited to industry professionals; it extends an invitation to all who harbour a curiosity for construction. Whether you are a design enthusiast, an aspiring entrepreneur, or simply intrigued by the structural marvels that surround us, this workshop provides a comprehensive and accessible entry point into the world of construction.

In order to fulfil this introductory role, the workshop could be conducted as a part of raising awareness seminars, promotional events or networking activities. By its nature, the workshop leads to no official qualification certificate that is recognised within the country's educational system. Any interested party, however, may try to have it accredited with local or national educational bodies. For those interested in the educational achievements recognition in the digital world (internet), the scheme of the Open Badges seems like a useful option. Open Badges is the world's leading format for digital badges. It is not a specific product or platform, but a type of digital badge that is verifiable, portable, and packed with information about skills and educational achievements. Open Badges can be issued, earned, and managed by using a certified Open Badges platform <https://openbadges.org/>.

## **4. Requirements for people involved in the learning workshop**

### **4.1 Requirements for the participating target groups**

Participants should display interest in learning new sustainable design and work methods. They are encouraged to come with a foundational understanding of construction principles, as well as a passion for learning and collaboration as well as active workshop participation. A basic familiarity with industry terminology as well as prior knowledge of ecological building issues will ensure that attendees can fully engage with the workshop content. Due to the learning methods applied (e.g. role-playing), both openness and social skills seem essential for the workshop.

### **4.2 Requirements for the specialists carrying out the learning workshop**

The ideal situation would be to have a team of facilitators conducting the workshop, which comprises professionals and experts in various construction disciplines. However, for the sake of a three-day learning workshop, a trainer, who brings not only theoretical knowledge but also real-world insights, ensuring that the learning experience is both informative and practical, would be enough. Below is the scope of requirements for a workshop trainer:

- knowledge and experience in the fields of sustainability and construction
- pedagogical skills or training
- use of multimedia teaching aids
- leadership skills

## **5. Frame conditions**

### **5.1 Description of the learning environment**

The workshop will take place in a conducive learning environment, where participants can engage in both theoretical discussions and hands-on activities. The interactive nature of the sessions will foster collaboration and networking among participants.

In order to achieve the goals described above, one should provide the following learning conditions and teaching aids:

- a spacious workshop room with tables and chairs, easy to arrange in different settings
- a personal computer
- a beamer / overhead projector
- a screen / whiteboard
- a sound system
- a flipchart and sharpies
- a stable internet connection



Given the use of role-playing elements during the workshop (courtroom hearing learning method), the use of a video camera to record these activities is recommended (though not obligatory). Such recordings can later be used to analyse the participants' performance during the workshop, as well as possible marketing or promotional ventures in electronic media (e.g. social media). Please remember to obtain prior written consent from the participants of the above recordings for the use of their image for educational and promotional purposes (the specific purpose should be indicated in the image use agreements signed with the participants of the training).

## 5.2 Needed and recommended materials

To make the most of the workshop, participants are encouraged to bring laptops, notebooks, and any relevant materials that may aid in note-taking and interactive sessions. All necessary learning materials should be provided by the workshop organizers.

Below is a checklist of recommended learning materials for the workshop:

- presentations (.ppt or other formats) of the workshop learning contents, designed and developed by trainers/tutors
- laptops or paper notebooks and pens (for taking notes)
- post-it notes and stickers
- a coffee-break corner (coffee, tea, refreshments and snacks)

Given the use of role-playing elements during the workshop (courtroom hearing learning method), the use of court-related costumes and props for these activities is recommended (though not obligatory). The use of costumes and gadgets related to the court and the trial is intended to increase the dramatic effect during the role-play and make the participants more in tune with the atmosphere and their roles.

## 5.3 Used and recommended teaching methods

The workshop will employ a diverse range of teaching methods, including lectures, case studies, group discussions, and practical exercises. This multifaceted approach ensures that participants with different learning styles can actively engage with the content.

The list of methods that will be used or are recommended for the purpose of the construction professions vocational field-specific learning workshop comprises:

- lecture
- groupwork
- brainstorming
- presentation
- role-playing
- court hearing method

### 5.3.1 Court Hearing Method

The main innovative teaching technique, used during the workshop, is the Court Hearing Method, which will be used by participants throughout the three day learning proceedings to find the pros and cons of sustainable construction professions.

The Court Hearing Method, also known by its original French name "**Le Tribunal des Métiers**", is a French-designed approach used in social and occupational guidance for the unemployed. As a result of the method's great pedagogical potential, it has begun to be applied in other areas such as schools and educational institutions.

The Court Hearing Method is based on a role play of a court hearing meant to put specific issue or subject "on trial", presenting their strengths and weaknesses, advantages and drawbacks. Those involved play the part of the Prosecution, the Defence, and other participants in the actual court proceedings. It is a well-appreciated playful way to discuss and discover the pros and cons of a subject.

Main actors within the Court Hearing Method:

**Prosecution** – one of the two main opposing groups, they try to find the drawbacks and problems of the issue or subject matter. The preparation phase should be very thorough and effective so that they can have a strong case.

**Defence** – the other of the two main opposing groups, defending the good name and status of an issue or subject, trying to come up with arguments in favour of it. Similarly to the prosecution, the preparation phase should be very thorough and effective so that they can have strong arguments.

**The Judge** – it should be the trainer (someone who is outside the group of workshop participants). He or she delivers the conduct of the proceedings, presents the issues in question and eventually passes the sentence. Note that the sentence is always the acquittal i.e. the defence always wins.

Preferred sequence of proceedings:

- Presentation introducing the Court Hearing Concept
- Splitting into groups (Prosecution, Defence)
- Groupwork – brainstorming the arguments for and against
- Rehearsal
- Court Hearing Performance (and video recording as an option), performed during the last day of the workshop



## 6. Structure of the learning workshop

### 6.1. Content overview – learning topics

Throughout the workshop, participants will delve into a variety of topics, including general principles of ecological building, ecological materials and waste management, green certificates application and best practice examples of innovation. Each topic is carefully curated to provide a comprehensive understanding of the contemporary construction landscape.

#### 6.1.1. General Principles of Ecological Building

Ecological building, often synonymous with green or sustainable construction, represents a paradigm shift in the field of architecture and construction. This approach aims to design and construct buildings with a primary focus on minimizing environmental impact throughout their entire lifecycle.

- Energy Efficiency

At the core of ecological building is the principle of energy efficiency. This involves the strategic use of materials, insulation, and technologies to reduce energy consumption. Passive solar design, efficient lighting, and the integration of renewable energy sources, such as solar panels, are integral components in achieving energy efficiency.

- Sustainable Materials

Selecting sustainable materials is a pivotal aspect of ecological building. This principle entails the use of resources that are renewable, locally sourced, and possess minimal environmental impact. Examples include reclaimed wood, recycled steel, and materials with low embodied energy.

- Water Conservation

Water conservation is another critical consideration in ecological building. Strategies encompass rainwater harvesting systems, water-efficient fixtures, and landscaping practices that minimize water usage, contributing to responsible water management.

- Site Selection and Design

Choosing an appropriate site and designing with the surrounding environment in mind are vital components of ecological building. This involves preserving natural habitats, maximizing natural light, and incorporating green spaces to enhance biodiversity and create a harmonious relationship between the built environment and nature.

- Waste Reduction

The principle of waste reduction is fundamental to ecological building. This involves minimizing construction waste through efficient design, reusing materials when feasible, and recycling construction debris. By adopting a waste reduction approach, ecological building contributes to the ideals of a circular economy.

- Indoor Air Quality

Ensuring a healthy indoor environment is a crucial consideration in ecological building. This principle focuses on using non-toxic materials, implementing proper ventilation systems, and designing spaces that promote natural airflow to enhance indoor air quality.

- Lifecycle Assessment

Considering the entire lifecycle of a building is essential in ecological construction. This involves evaluating the environmental impact from construction to operation and eventual demolition. Lifecycle assessment informs decisions aimed at minimizing the overall environmental footprint of a structure.

- Community and Social Responsibility

Ecological building extends beyond the confines of individual structures. It encompasses engagement with the community, promoting social responsibility, and creating spaces that enhance the overall well-being of inhabitants. This principle recognizes the interconnectedness between built environments and the broader social context.

In conclusion, ecological building represents a holistic and forward-thinking approach to construction. By adhering to the principles outlined above, architects, builders, and communities can contribute to a more sustainable and resilient future. Embracing ecological building principles is not just an environmental imperative but a step towards creating healthier, more vibrant, and socially responsible built environments.

### 6.1.2. Ecological Materials and Waste Management

The construction industry is a vital sector for economic development, infrastructure creation, and urbanization. However, the traditional practices within this industry often result in significant environmental consequences, such as resource depletion and extensive waste generation. In response to these challenges, the adoption of ecological materials and efficient waste management strategies has emerged as a key focus for promoting sustainability.

#### Ecological Materials

- Definition and Characteristics

Ecological materials, also known as green or sustainable materials, are those that minimize environmental impact throughout their lifecycle. These materials are characterized by attributes such as renewability, low embodied energy, and minimal pollution during extraction, production, and disposal.

- Types of Ecological Materials

**Renewable Resources:** Materials sourced from rapidly replenishing resources, such as bamboo, cork, and certified wood, which promote sustainability.

**Recycled Materials:** Reusing materials like recycled steel, glass, and plastic in construction, reducing the demand for new resources and minimizing waste.

**Low-Energy Materials:** Materials with low embodied energy, such as adobe and rammed earth, contribute to energy efficiency and reduced environmental impact.

- Benefits of Ecological Materials

**Reduced Environmental Impact:** Ecological materials typically have lower environmental footprints, contributing to a more sustainable construction process.

**Energy Efficiency:** Many ecological materials contribute to improved energy efficiency in buildings, aligning with broader sustainability goals.

### Waste Management in Construction Industry

- Challenges in Construction Waste Management

Construction projects generate a substantial amount of waste, including excess materials, packaging, and demolition debris. Improper waste management can lead to environmental degradation and pose challenges for communities.

- Strategies for Effective Construction Waste Management

**Waste Reduction at the Source:** Minimize waste generation by optimizing material use, implementing efficient design practices, and adopting prefabrication methods.

**Reuse and Recycling:** Promote the reuse of materials on-site and encourage recycling programs to divert construction waste from landfills.

**Waste-to-Energy Solutions:** Explore innovative technologies that convert construction waste into energy, contributing to a circular economy.


- Benefits of Effective Construction Waste Management

**Resource Conservation:** Proper waste management preserves valuable resources by reusing and recycling materials.

**Reduced Environmental Impact:** Minimizing the amount of waste sent to landfills decreases the environmental burden associated with construction activities.

### Examples of good practice – combination of ecological materials and effective waste management

- Masdar City, Abu Dhabi



Masdar City showcases the integration of ecological materials and waste management practices. The city incorporates sustainable building materials, such as recycled steel and low-emission concrete, and employs advanced waste management systems to achieve its goal of zero waste.

- The Edge, Amsterdam



The Edge, an office building in Amsterdam, exemplifies sustainable construction practices. It features materials with high recycled content, efficient waste separation systems, and on-site composting facilities, contributing to a closed-loop approach.

Ecological materials and waste management are integral components of sustainable construction practices. The construction industry has the opportunity to minimize its environmental impact by embracing these strategies. Through the use of ecological materials and effective waste management, the industry can contribute to resource conservation, energy efficiency, and the overall well-being of both the built and natural environments. Adopting these practices is not just an environmental necessity but a strategic move towards a more resilient and sustainable future for the construction industry.

### 6.1.3. Green Certificates

The global construction industry faces increasing pressure to adopt sustainable practices in response to environmental concerns and the need for resource-efficient urban development. Green certificates, issued by recognized certification bodies, have become instrumental in guiding construction projects towards environmentally friendly and energy-efficient outcomes.

#### Definition and Types of Green Certificates

- Definition

Green certificates, also known as sustainability certifications, are official recognitions granted to buildings that meet specific environmental, energy efficiency, and sustainability criteria. These certificates are issued by independent organizations following a comprehensive evaluation process.

- Types of Green Certificates

**LEED (Leadership in Energy and Environmental Design):** Developed by the U.S. Green Building Council, LEED is a widely recognized certification focusing on various aspects of sustainability, including energy efficiency, water conservation, and indoor environmental quality.

**BREEAM (Building Research Establishment Environmental Assessment Method):** Originating from the United Kingdom, BREEAM assesses the environmental performance of buildings, covering areas such as energy, materials, and ecological impact.

**Green Star (Australia and New Zealand):** Administered by the Green Building Councils of Australia and New Zealand, Green Star evaluates the environmental impact of buildings, emphasizing energy efficiency and sustainability.

**DGNB (German Sustainable Building Certificate):** The DGNB certification, originating in Germany, assesses buildings based on ecological, economic, sociocultural, and functional criteria.

## Impact of Green Certificates on Construction Practices

- Design and Planning

Green certificates influence the early stages of construction projects by encouraging architects and designers to prioritize energy-efficient and environmentally responsible design elements. This includes considerations for site selection, water management, and energy systems.

- Material Selection

Certification criteria often prioritize the use of sustainable and recycled materials, influencing construction professionals to choose eco-friendly alternatives. This, in turn, stimulates the market for sustainable building materials.

- Construction Processes

During construction, adherence to green certification requirements leads to the implementation of environmentally responsible construction practices. This may involve waste reduction, efficient resource utilization, and the integration of renewable energy solutions.

## Benefits of Green Certificates

- Environmental Conservation

Green certificates contribute significantly to the reduction of a building's environmental footprint by promoting energy efficiency, sustainable materials, and responsible construction practices.

- Market Value and Occupancy Rates

Certified green buildings often command higher market values and occupancy rates. Investors and occupants increasingly recognize the long-term benefits of sustainable structures, leading to greater demand for certified buildings.

- Health and Well-being

Green building practices, as encouraged by certification requirements, enhance indoor air quality, lighting, and thermal comfort. This contributes to the health and well-being of occupants, fostering a more productive and comfortable living or working environment.

## Challenges and Future Developments

- Cost Implications

One of the challenges associated with green certifications is the perception of increased construction costs. However, long-term benefits, such as energy savings and enhanced property values, often outweigh initial investment concerns.

- Global Standardisation

Efforts are underway to standardize green building certifications globally, ensuring consistency and facilitating cross-border comparisons. Achieving global standardization remains a critical aspect for the future development of these certifications.

Green certificates in the construction industry represent a pivotal shift towards sustainable and environmentally responsible building practices. As the demand for eco-friendly structures continues to grow, the influence of these certifications on construction processes and outcomes becomes increasingly crucial. By promoting energy efficiency, sustainable materials, and responsible construction practices, green certificates are not only shaping the present but also laying the foundation for a more sustainable and resilient future in the construction industry.

#### 6.1.4. Examples of Innovation and Best Practice

Green building practices and innovations are implemented globally to create sustainable, energy-efficient, and environmentally responsible structures. Here are some examples of innovation and best practices in green building from around the world:


##### **Bosco Verticale (Vertical Forest), Milan, Italy**

- Innovation: Bosco Verticale, designed by Stefano Boeri, features two residential towers covered with more than 9,000 trees, 13,000 shrubs, and 5,000 plants. This vertical forest contributes to air purification, noise reduction, and thermal insulation, promoting biodiversity in an urban setting.
- Best Practice: The project showcases the integration of greenery into high-density urban areas, demonstrating how vertical landscaping can improve air quality and reduce the carbon footprint of buildings.



##### **One Central Park, Sydney, Australia**

- Innovation: Designed by architect Jean Nouvel, One Central Park incorporates a unique system of heliostats – large mirrors positioned on the towers – to reflect sunlight onto the building's lower levels and the public park below. This maximizes natural light in the building and the surrounding green spaces.
- Best Practice: The use of innovative heliostat technology demonstrates a creative approach to optimize natural light and reduce the need for artificial lighting, contributing to energy efficiency.



### The Edge, Amsterdam, Netherlands

- **Innovation:** The Edge is one of the greenest office buildings globally, featuring a range of sustainable technologies. It incorporates rainwater harvesting, smart lighting systems, energy-efficient design, and even a rooftop solar panel array.
- **Best Practice:** The building's design prioritizes sustainability, and its energy-neutral status demonstrates the feasibility of creating high-performance, environmentally conscious office spaces.



### The Crystal, London, United Kingdom

- **Innovation:** The Crystal is a sustainable events venue and office building featuring innovative energy systems, including a combination of solar panels, ground-source heat pumps, and rainwater harvesting.
- **Best Practice:** The building serves as a model for sustainable urban development, emphasizing energy efficiency and the use of renewable energy sources.



### Treasure Island Center, St. Paul, USA

- **Innovation:** Treasure Island Center, a mixed-use development, incorporates an innovative stormwater management system using permeable pavements and green roofs to reduce runoff and enhance water quality.
- **Best Practice:** The stormwater management system showcases a sustainable approach to urban development, addressing water-related environmental concerns in an urban setting.



### The Edge, Qatar

- **Innovation:** The Edge, Qatar, is a sustainable city development that focuses on solar energy production, green roofs, and efficient waste management. It aims to be a net-zero energy city.
- **Best Practice:** The project exemplifies the concept of creating entire sustainable communities, integrating green building practices on a city scale.



### **Kho Teck Puat Hospital, Singapore**

- **Innovation:** The hospital incorporates biophilic design principles, with lush greenery and water features integrated into the architecture. It also utilizes natural ventilation to reduce the need for air conditioning.
- **Best Practice:** The incorporation of biophilic design enhances the healing environment for patients and provides a model for healthcare facilities seeking to integrate nature into their structures.



### **Bank of America Tower, New York City, USA**

- **Innovation:** The Bank of America Tower features an innovative double-skin facade, which optimizes natural light, minimizes heat gain, and improves energy efficiency.
- **Best Practice:** The use of the double-skin facade demonstrates a commitment to energy-efficient design and showcases how innovative building materials can contribute to sustainability.



These examples highlight the diverse approaches taken by architects and developers worldwide to incorporate green building principles, innovative technologies, and sustainable practices into their projects, setting new benchmarks for environmentally responsible construction.

## **6.2 Rough concept**

The workshop will kick off with an orientation session, setting the stage for the days ahead. Subsequent sessions will follow a logical progression, building upon foundational concepts before delving into more specialized areas. The combination of theoretical knowledge and practical applications ensures a well-rounded learning experience.

A typical workshop day will comprise a mix of lectures, interactive discussions, and hands-on activities. Morning sessions will focus on theoretical concepts, while afternoons will provide opportunities for participants to apply their learning in simulated real-world scenarios. Daily reflections and group discussions will reinforce key takeaways, creating a dynamic and engaging learning environment.





### 6.3. Fine concept – daily planning and detailed working tasks

WORKSHOP STRUCTURE		
<b>DAY 1</b>		
9:00 – 10:00	Preliminary session	<ul style="list-style-type: none"> <li>• Welcoming and introduction to the course, tutor and agenda</li> <li>• Expectations for the workshop (quick questionnaire)</li> <li>• Ice-breaking activity (<a href="https://www.workshopper.com/post/icebreakers-for-meetings-and-workshops">https://www.workshopper.com/post/icebreakers-for-meetings-and-workshops</a>)</li> <li>• Division into groups for Court Hearing Activity               <ul style="list-style-type: none"> <li>○ General introduction to Court Hearing Method</li> <li>○ Arguments for sustainable construction (group 1)</li> <li>○ Arguments against and problems with sustainable construction (group 2)</li> </ul> </li> </ul>
<b>TOPIC OF THE DAY: Introduction to Sustainable Construction</b>		
10:00 – 12:30	Session 1: General principles of ecological building	<p><u>Theory:</u> Introduction to the topic by the tutor</p> <p><u>Practice:</u> Groupwork: groups brainstorm their arguments for Court Hearing on the basis of presented contents (important: taking notes)</p>
12:30 – 13:30	Lunch break	
13:30 – 16:00	Session 2: Best practice examples of innovation	<p><u>Theory:</u> Introduction to the topic by the tutor</p> <p><u>Practice:</u> Groupwork: groups brainstorm their arguments for Court Hearing on the basis of presented contents (important: taking notes)</p>
<b>DAY 2</b>		
<b>TOPIC OF THE DAY: Green Technology and Certification</b>		
09:00 – 12:30	Session 1: Ecological materials and waste management	<p><u>Theory:</u> Introduction to the topic by the tutor</p> <p><u>Practice:</u> Groupwork: groups brainstorm their arguments for Court Hearing on the basis of presented contents (important: taking notes)</p>
12:30 – 13:30	Lunch break	

13:30 – 16:00	Session 2: Green certificates application	<u>Theory:</u> Introduction to the topic by the tutor <u>Practice:</u> Groupwork: groups brainstorm their arguments for Court Hearing on the basis of presented contents (important: taking notes)
<b>DAY 3</b>		
<b>TOPIC OF THE DAY: Court Hearing on Sustainable Construction</b>		
09:00 – 12:30	Session 1: Court Hearing	<u>Theory:</u> Presentation introducing the Court Hearing concept (based on Jobs on Trial method) <u>Practice:</u> Splitting into groups (Prosecution, Defence, The Judge) Groupwork: analysis of the arguments collected during previous 2 days Court Hearing rehearsal Court Hearing performance (video recording as an option)
12:30 – 13:30	Lunch break	
13:30 – 15:00	Session 2: Evaluation	Workshop Evaluation (oral feedback and questionnaire)

## 7. Organization and implementation of the learning workshop

The workshop is meticulously organized to provide a seamless and enriching experience for participants. From registration and welcome sessions to networking opportunities and a closing ceremony, every aspect is thoughtfully designed to maximize the impact of the learning journey. The implementation will be guided by a commitment to excellence, fostering an inclusive and collaborative atmosphere throughout the workshop.

In detail, the following actions will be performed prior to the workshop:

- a. contact with and invitation of construction trade representatives and stakeholders to take active part in the workshop, which is essential for a successful execution of the Court Hearing Activity;
- b. contact with and invitation of educational institutions in vocational construction field;
- c. recruitment of participants;
- d. appointment of the tutor/tutors;
- e. arranging the learning environment (as specified in sections 5.1. and 5.2. above).

In order for the workshop to have a lasting effect a follow-up action will be performed, with special focus on the following activities:


- a. dissemination of the workshop proceedings and outcomes to the stakeholders and decision-makers;
- b. maintaining contact with the participants through mailing and social media.

In conclusion, this vocational field-specific learning workshop for the vocational field “construction professions” is more than an educational endeavour; it is a gateway to unlocking excellence in the ever-evolving world of construction. Whether you are a novice eager to explore the foundations or an industry veteran looking to stay at the forefront, embark on this transformative journey as we build the future together.

### Free Licence

The product developed here as part of the Erasmus+ project "Learning workshop – sustainable environmental protection" was developed with the support of the European Commission and reflects exclusively the opinion of the author. The European Commission is not responsible for the content of the documents

### The publication obtains the Creative Commons Licence CC BY- NC SA



This license allows you to distribute, remix, improve and build on the work, but only non-commercially. When using the work as well as extracts from this must

1. be mentioned the source and a link to the license must be given and possible changes have to be mentioned. The copyrights remain with the authors of the documents.
2. the work may not be used for commercial purposes.
3. If you recompose, convert or build upon the work, your contributions must be published under the same license as the original.

### Disclaimer

Funded by the European Union. Views and opinions expressed are however those of the author(s) only and do not necessarily reflect those of the European Union or the European Education and Culture Executive Agency (EACEA). Neither the European Union nor EACEA can be held responsible for them.